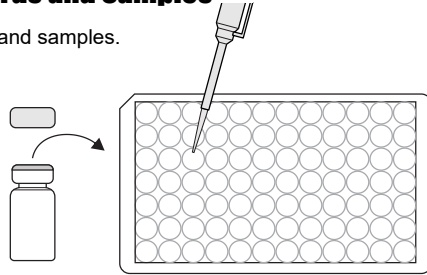


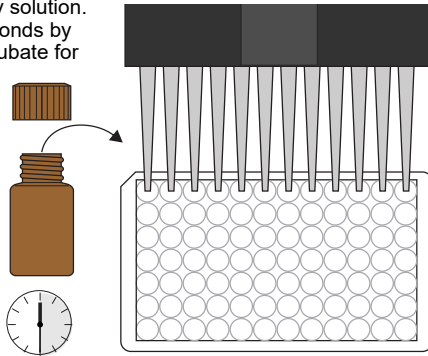
1. Addition of Standards and Samples

Add 50 μ L of the standards and samples.



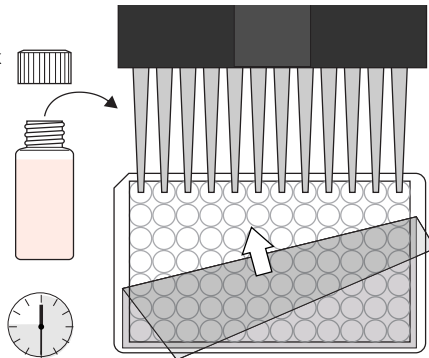
2. Addition of Antibody Solution

Add 50 μ L of the antibody solution. Cover and mix for 30 seconds by rotating on benchtop. Incubate for 30 minutes at room temperature.



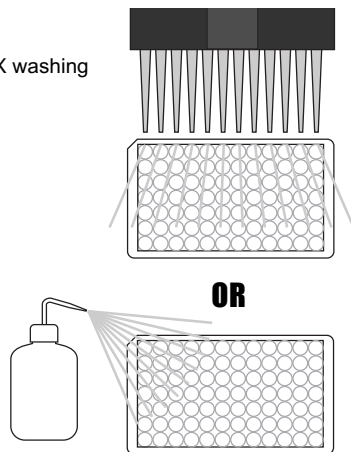
3. Addition of Enzyme Conjugate

Add 50 μ L of the enzyme conjugate. Cover and mix for 30 seconds by rotating on benchtop. Incubate for 45 minutes at room temperature.



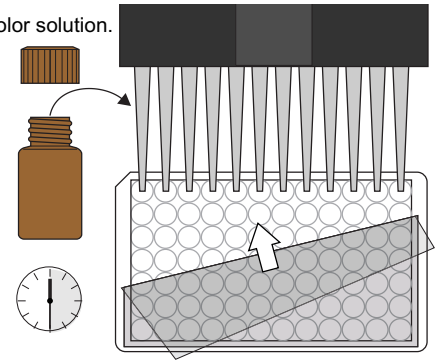
4. Washing of Plates

Wash the plates three times with 1X washing buffer. Fill to overflow.



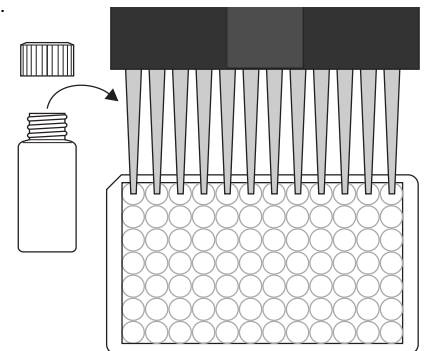
5. Addition of Color Solution

Add 100 μ L of substrate/color solution. Incubate 30 minutes at room temperature and away from direct sunlight.



6. Addition of Stopping Solution

Add 100 μ L of stop solution.



7. Measurement of Color

Measure color at 450 nm. Calculate results.

